

Pannys

Phillip Island Chocolate Factory

Post-Visit Resource Kit Levels 5 and 6 Yr. 7, Yr. 8, Yr. 9 and Yr. 10

Pannys Amazing World of Chocolate, the latest addition. Learn about cocoa harvesting, how chocolate is made and their vital ingredients. Other viewings include the Statue of David (made from chocolate), mural of Dame Edna consisting of 12,000 chocolate pieces, and the chocolate village where even the buildings are made of chocolate.



Educational exhibition on cocoa production



Interactive display of chocolate production



A two metre chocolate statue of Michelangelo's David




A 12,000 piece chocolate mosaic of Dame Edna Everage



A chocolate village complete with working trains



A giant ONE TONNE block of chocolate



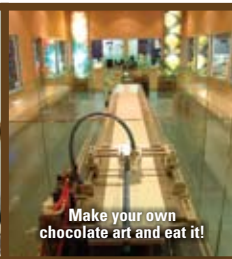
Our huge and thunderous chocolate waterfall



Panny's Amazing Chocolate Machine



See the slow growing chocolate stalagmite



Make your own chocolate art and eat it!



Watch the chocolate carving machine



See the chocolate factory in action

Open 7 days a week from 9am

www.phillipislandchocolatefactory.com.au

Contents

This is a curriculum pack that provides activities that are related directly to the Victorian Essential Learning Standards. The activities have been designed to link into the defined Strands and Domains of VELS. The activities are designed to be more open ended in order to allow your students to show what they have learned and gained from their experience at Panny's Amazing World of Chocolate!

Pick and choose the activities that relate best to your class. Enjoy!

Physical, Personal and Social Learning

Pg. 3

Health and Physical Education
Interpersonal development
Personal Learning
Civics and Citizenship

Disciplined-based Learning

Pg. 5

The Arts
English
The Humanities
Economics
Geography
History
Languages Other Than English (LOTE)
Mathematics
Science

Interdisciplinary Learning

Pg. 7

Communication
Design, Creativity and Technology
Information and Communications Technology
Thinking Processes



Name.....

Date:.....



During your visit to Panny's Amazing World of Chocolate you saw the chocolate factory in action.

(A) In groups discuss the technology and human skill needed to create these chocolates.

(B) Brainstorm products in today's world that require an assembly line to manufacture them.

(C) Design and plan an assembly line for one of these products. Compare the outcome with another group and consider the ways in which your group have relied upon technology vs. human skill.

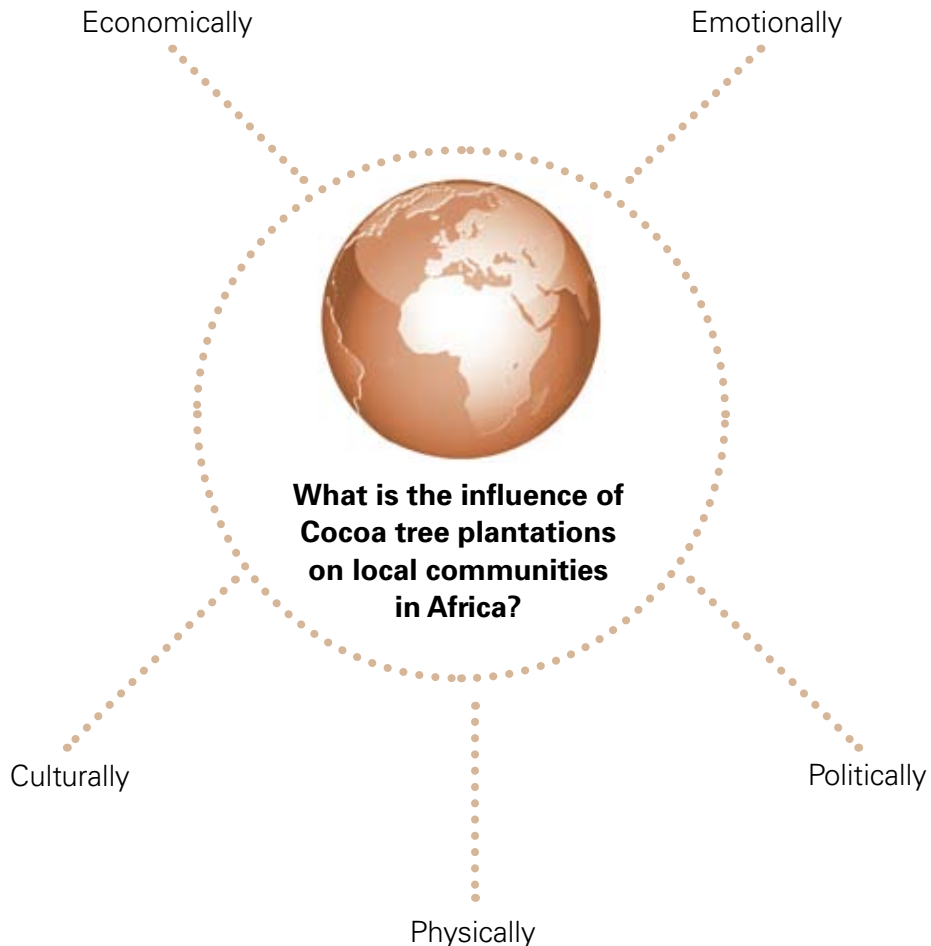
Name.....

Date:.....

Chocolate has developed over many years throughout the world. Africa produces over 70% of the core cocoa product from the cocoa pods.

This being a product that is produced in a third world country, consider the way in which an agricultural industry, like growing cocoa trees, can support or develop the culture of the local people.

In groups brainstorm the ways such an industry can affect, the local people emotionally, economically, politically, culturally and physically.



Name.....

Date:.....

? What is the biology of the Cocoa tree?

What is its biological name?

Considering the following needs of the Cocoa tree define the environments that would best suit this plant.

This tree requires:

- Shade
- Constant warmth
- Good rainfall
- Shelter from wind

The ideal environment for the Cocoa tree is:

Cocoa trees, in ideal conditions can produce fruit for 75 to 100 years.
These trees can grow to 50 feet tall.



Draw the location of the equator on this map. Consider the biological needs of this tree and mark on the map the places this tree may grow.

Name.....

Date:.....

Having visited Panny's Amazing World of Chocolate and learned about the process of making chocolate, and seeing first hand a manufacturing plant and retail showroom, write an article for the general community giving your assessment of the museum for the general public.



**Consider the newspaper that you would like to publish your article in.
Consider the style of writing journalists use**

Include in your article:

- The market this museum would most appeal to and why.
- The effectiveness of the interactive displays.
- The educational value of the museum.
- Your opinion of both the museum and Panny's chocolate.



Name.....

Date:.....

Logo Design

Create a logo design for a chocolate company or company of your choice, perhaps it is your own dream company. Consider your target market, colours that will attract this audience, the way the product needs to be represented and where the logo has the potential to be displayed.

For this task include:

- Design brief
- Planning ideas
- Drafts
- Dimensions of design
- Sample images of where the logo can be placed to give greater exposure

Pannys

Name.....

Date:.....

What is the hierarchal structure of a company selling retail or wholesale products?

In groups discuss and brainstorm the leadership positions in companies and consider the best way of organising a company in order to make responsible decisions to improve prophet margin, customer satisfaction and employee happiness.

Consider this model:

- What is the role of the person at the top?
- What is the title of that person?
- What are the roles of the people below each level?

Explain each position with a title and a role.

Continue the model to fulfil all necessary roles

